



Newsletter

Editor : Kwun M Fong

Associate Editors : Yoshinosuke Fukuchi, J Patrick Barron, Yasutomi Yamanaka

Message from the President



Dear APSR members, friends and colleagues!

The year is but half over and even as we work to improving lung health in the Asia-Pacific region, we must take time to reflect and share in the suffering from our fellow APSR friends in New Zealand and Sri Lanka, whose national Societies are valued *en bloc* APSR countries, and whose people have been subjected to unthinkable terrorist atrocities. May we extend to you the heartfelt support of the APSR. These horrific events must make each of us stronger in our determination to contribute to our communities.

We are very appreciative of the hard work APSR members undertake for the APSR, and look forward to working with you all to achieve our common goals, that is our mission for better lung health for people in the Asia-Pacific region and beyond.

So kindly reach out to us with your ideas for transformational innovations in caring for people with lung disease, and help build better ways to prevent and treat lung disease.

Please also support and sign the World Charter on Lung Health (www.change.org/p/the-director-general-of-the-world-health-organization-sign-the-charter-for-lung-health) as we head towards World Lung Day on 25 September. We hope you can help us raise awareness on World Lung Day and indeed every day, of the importance of healthy lungs.

The VNRS (Vietnam Respiratory Society) team are working very hard to deliver a fabulous APSR Congress shortly after World Lung Day, so please come, meet, exchange ideas/ information, and renew old and make new friendships in Hanoi so we can together make a difference in our world.

Thank you to all for your ongoing support.

Kwun M Fong

Message from the Secretary General / President-Elect

Time flies like an arrow. Although the exciting memory of the APSR Congress 2018 in Taipei remains fresh, the APSR Congress 2019 in Hanoi, Vietnam is coming very soon. Now, works to establish and finalize the scientific programme of the Congress is ongoing with the tremendous efforts of the Local Congress Committee (LCC) and the Central Congress Committee (CCC). I express my sincere appreciation to Dr Chau Ngo Quy and the LCC team members, and Dr Kazuto Matsunaga and the CCC team members. The APSR Congress 2019 in Hanoi should be one of the most brilliant congresses in the history of the APSR.

The Forum of International Respiratory Societies (FIRS) should be introduced here. It is a global forum whose core members are the ATS, ERS and APSR. In addition, important societies and organizations have joined the forum: CHEST (ACCP), The Union, ALAT, PATS, GINA and GOLD. Its aims are to promote advocacy in matters of global respiratory health and the identification of new areas for global initiatives. Especially, air pollution is the urgent issue for activities of the forum since lung is the organ to first get in contact with, and most seriously influenced by air. In order to safeguard our lung health, global collaboration gathering the potential of FIRS members is warranted. The important session regarding with air pollution including tobacco smoking is to be adopted at the APSR Congress 2019.

Finance is another important focus for the APSR. With the outstanding efforts by the APSR President Dr Kwun Fong and society members, the financial base of the APSR has gradually strengthened. Our final goal is to provide enough funds for research activities of members and education for young investigators, and to improve the levels of respiratory medicine in the Asia-Pacific region. To achieve our goal, let's

enjoy hard works and labour; remembering that appropriate levels of stress can make us healthy and tough. I wish to meet with you again in Hanoi. Thank you very much.

Yoichi Nakanishi

Message from the Co-Editors in Chief of *Respirology*

We've recently received the 2018 *Publisher's Report* and the results confirm that publishing in *Respirology* guarantees significant international exposure and readership. Both the number of institutions with access to *Respirology* and the number of article downloads have increased by 12.5% in 2018 - more than 6,500 institutions offer access to the latest *Respirology* content and more than 550,000 *Respirology* articles were downloaded by readers. China, Australia, India and Japan are among the top-downloading countries, as are the USA, UK and Canada.

Reviews and Position Statements continue to be popular with *Respirology* readers, based on download data. *Respirology* is currently publishing several review series including one on Non-Invasive Ventilation, one on Molecular Techniques for Respiratory Diseases, and one on Bronchiectasis. Publication of articles in these series are spread across the 2019 issues. *Respirology* is also busy collating a review series on Rehabilitation in Chronic *Respiratory* Diseases, to be published as a single Special Issue in September. The review series is edited by Frits Franssen and Jennifer Alison and the reviews from this series that have so far been published online in EarlyView format are already attracting significant downloads and social media attention. It is the first time *Respirology* publishes a Special Issue.

Several APSR Assemblies are in the process of developing Position Statements on behalf of their assembly members and the first of these, by the Respiratory Infections (non-tuberculous) Assembly entitled "*Emerging respiratory infections threatening public health in the Asia-Pacific region*", has been published in the June 2019 issue of *Respirology*. We encourage all APSR members to read this work by the Respiratory Infections (non-tuberculous) Assembly and to recommend it to anyone who might benefit from the recommendations outlined in the paper.

To help readers recommend *Respirology* papers to colleagues during journal clubs and other presentations, the journal publishes Visual Abstracts prepared by the authors alongside the article in the journal's Table of Contents and as article supplementary information. Visual Abstracts are single images that present the key message of research articles. An increasing number of authors are taking on the challenge of creating an interesting Visual Abstract and we encourage readers to make use of them.

The APSR Secretariat works closely together with the Editorial Office staff and the publisher to ensure that all APSR members receive the monthly electronic Table of Contents (eTOC) in their inbox. If you are not currently receiving the eTOC every month, we recommend that you subscribe to *Respirology's* Content Alerts by clicking the 'Get Content Alerts' link on the journal's website and following a few simple steps. In addition, you can download the journal app to access *Respirology* content and receive notifications as soon as new journal issues are published.

Now we're pleased to let you know that *Respirology's* 2018 Impact Factor has increased to 4.756 (from 4.407 last year). We'd like to take the opportunity to thank the committed team of expert Editors involved with reviewing papers and selecting the best papers for publication in *Respirology*. We aim to catch up with as many of you as possible at the various international meetings and we greatly value your feedback on how the journal can further improve. We warmly welcome new Editorial team members Dr Christine McDonald (Deputy Editor), Dr Noriaki Kurimoto (Associate Editor), Dr Christian Osadnik (Statistical Review Board) and Dr Hai Van Nguyen (Editorial Board). We also thank outgoing Deputy Editor Dr Bob Hancox and Associate Editor Dr Masahito Ebina for their many years of service to the journal.

Finally, we also thank the committed and professional teams at the APSR Secretariat, the Editorial Office and Wiley for their ongoing support and hard work.

Philip Bardin
Paul Reynolds

Message from the Editor in Chief of *Respirology Case Reports*

I have just had the opportunity to meet some of our Editors at the latest ATS 2019 Conference. We had a fruitful discussion on ways the journal could be a better platform for authors of our region and shared several ideas that we will consider when we discuss the future plans for the journal with our publisher and the APSR.

Our publisher, Wiley, has also just sent the 2018 annual *Publisher's Report*, and I am pleased to see that *Respirology Case Reports* continues to grow. The number of downloads has continued to increase from last year to over 130,000 for 2018 and the journal's readership remains truly international.

Respirology Case Reports is still publishing nine issues a year. In 2018 we published 94 manuscripts and currently we predict a similar or slightly higher number for 2019, with submissions and acceptance rate being similar to last year. Our turn-around time (on average

less than 27 days) keeps improving and our acceptance rate is high (73%). We would like to encourage more submissions to the journal. Our aim is to publish well-written manuscripts with a good educational value.

I would like to thank the members of the APSR and its *en bloc* member societies for their support of the journal, since over 70% of the articles published last year were submitted by authors belonging to these societies. APSR members benefit from a 50% discount of the open access publication charge. We also hope that this will encourage our authors to join the APSR and benefit from the many advantages a membership to the APSR has to offer.

Christopher Lai

Message from the APSR Education Committee

APSR Respiratory Updates

With the support of experts in the Asia-Pacific region, we continue to release the monthly *APSR Respiratory Updates*. New and archival issues are all available on the APSR official website: www.apsresp.org/publications/resp-updates.html. We continue to invite authors to share their views on update literature in their expert areas. We will also try to refer to new areas this year, in addition to those covered by our Assemblies, and look forward to your guidance and advice.

Future Plans

Applications for hosting ESAP and APSREE in 2019 and 2020 is open. Suggestions for any topics from APSR members and potential hosts are most welcome. Your application six months ahead of your event would be very much appreciated. Furthermore, cross-border task forces will be welcome on topics such as 'air pollution control', 'infection control' and 'new allergic sensitizations', to share information across the Asia-Pacific region.

Arata Azuma

Message from the APSR Central Congress Committee

It is a great pleasure for me to welcome you to the 24th Congress of the APSR, which will be held on 14-17 November 2019 at the National Convention Center in Hanoi, Vietnam. We aim for the success of this academic conference under the leadership of the Congress President (Dr Ngo Quy Chau) and Local Congress Committee colleagues.

The Congress is all about learning, networking, and connections. Because it engages attendees across many disciplines and countries, the APSR Congress draws a large, diverse group of

participants and community that inspires each of us to make a difference in patient health, now and in the future.

Participants of the APSR Congress 2019 can attend attractive sessions and special events from early morning to the evening. Oral and poster sessions will be available to provide precious opportunities to researchers for the academic exchange of experience, ideas, and perspectives. Young researchers and clinicians in the Asia-Pacific region will gather to improve their knowledge and skill through talks with many experienced invited international researchers from our sister societies such as the American Thoracic Society (ATS), the European Respiratory Society (ERS) and other active academic societies.

At the APSR Congress 2019 there will be something new for everyone. I am looking forward to meeting you in the beautiful city of Hanoi, Vietnam in November 2019.

Kazuto Matsunaga

Message from the 24th Congress President



Dear APSR members,
colleagues and friends,

It is my great pleasure to write to you and hope this finds you well.

On behalf of the Local Congress Committee of the APSR Congress 2019, we are delighted to welcome you to this special event, which will take place in central Hanoi, Vietnam from 14 to 17 November 2019.

Since the first Congress in 1988, the APSR Congress has steadily grown in importance and become a worldwide annual meeting covering topics in pulmonary and critical care medicine and sleep breathing disorders, including COPD, asthma, lung cancer, chronic and acute respiratory failure, interstitial lung diseases, pneumonia, bronchiectasis, smoking cessation, respiratory rehabilitation, clean air, combating air pollution, etc.



The chairs of the Central and Local Congress Committees, together with all of us, are working hard to bring you a programme that addresses the needs of all respiratory professionals, from scientists to clinicians, researchers and allied health professionals. The Congress will focus on 17 topics related to respirology, which are divided into 3 Plenary Lectures, 12 Pre-Congress Workshops including hands-on sessions such as interventional pulmonology and thoracic ultrasound, 36 Symposia, 28 Oral Sessions and 28 Sponsored Symposia. I am confident that the APSR 2019 programme will stimulate debate and shed new light on advances in the field.

Alongside the programme, the Congress provides a great opportunity for all delegates to network with peers from across the world. Knowledge is deepened when it is shared and by meeting together, discussing experiences and debating various approaches to key topics, enabling us to work towards a better future for respiratory health.

The online registration platform has been open since April 2019 at www.apsr2019.vn. We encourage you to seize the opportunity to be the part of this prestigious Congress. APSR members can take advantage of all that the APSR Congress 2019 has to offer at reduced rate.



The success of the APSR Congress 2019 depends on our dedicated and loyal members, and to those of you who join us for our Congress each year. I would like to extend a warm welcome to all the new members who have joined us this year, as we have seen our numbers rising thanks to our new membership strategy with national and international societies. We look forward to seeing you all in Hanoi, Vietnam for our 24th Congress, which will be one of the biggest events in pulmonary and critical care medicine in the Asia-Pacific region.

Join us and we believe that you will have a fruitful meeting and pleasant stay in Hanoi! Hanoi is a safe, vibrant destination with more than thousand years of history, with its Chinese, French and American connections culminating in its fame as a unique and charming modern global city. Welcome to you all.



Chau Ngo Quy

Reports from the APSR en bloc societies

The Malaysian Thoracic Society (MTS)

During the first few months of 2019, the MTS organised a number of workshops. These included the Spirometry for Primary Care Practitioners Workshop and KIDZ Asthma Education Programme in Kuala Terengganu, and the 2nd UKMMC Hands-on Pleural Workshop and MTS Spirometry Certification Programme Workshop 2019 Phase 1 in the Klang Valley. In addition, a number of updates on respiratory medicine were organised under the auspices of the MTS, including the UiTM Respiratory Updates, Paediatric Radiology Respiratory Workshop and the Penang Respiratory Conference. The MTS Special Interest Group on Interstitial Lung Diseases also organised a highly successful ILD Masterclass.

The MTS 2019 Annual Congress will be held in Royale Chulan Hotel, Kuala Lumpur from 18–21 July 2019. Dr Ahmad Izuanuddin Ismail has been appointed as Organising Chair. Dr Hilmi Lockman heads the Adult Scientific Committee and Dr Asiah Kassim, Dr Hafizah Zainuddin and Dr Noor Ain Noor Affendi head the Paediatric Scientific Committee.

In addition, the MTS has just moved to a new office suite and our address is:
Suite 3B-15-7, Level 15, Block 3B, Plaza Sentral,
Jalan Stesen Sentral 5, 50470 Kuala Lumpur,
Malaysia



Spirometry for Primary Care Practitioners Workshop in Kuala Terengganu, 7 March 2019



Paediatric Radiology Respiratory Workshop in Kuala Lumpur, 16 March 2019



Interstitial Lung Disease Workshop in UiTM Sungai Buloh Campus, 2-3 May 2019



KIDZ Asthma Education Workshop in Kuala Terengganu, 23 March 2019



Penang Respiratory Conference in Penang, 5-7 April 2019



MTS Spirometry Certification Programme Phase 1 Workshop in UiTM Selayang Campus, 21-22 April 2019

Taiwan Society of Pulmonary and Critical Care Medicine (TSPCCM)

Committee on Respiratory Diseases

The Committee on Respiratory Diseases is affiliated to the Taiwan Society of Pulmonary and Critical Care Medicine. This committee is mainly dedicated to respiratory diseases. It is divided into four groups, namely COPD, asthma, bronchiectasis, and pulmonary rehabilitation.

The main work of the COPD group is to complete the revision of the Taiwan COPD guideline which was published in March 2017. After that it will arrange promotion activities for the whole Taiwan. In addition, the Society has undertaken the education and training programme for the COPD P4P of the National Health Insurance Administration. The Society puts maximum effort into improving the quality of COPD treatment in Taiwan.

A Taiwan adult asthma guideline was published last year. The committee held a special comprehensive expert consensus meeting for severe asthma this year. The committee will set the Taiwan version of the severe asthma consensus. We also collected a number of classic cases of severe asthma. It is expected to be a case book and facilitate members to acquire new knowledge. At the same time, the Society also undertook the education and training programme for Asthma P4P of the National Health Insurance Administration. The Society puts maximum effort into improving the quality of Asthma treatment in Taiwan.

In response to the bronchiectasis disease, the committee planned a special seminar this year, inviting people from all walks of life to exchange views and exchange ideas. We hope that in the future, a disease registration plan for Taiwan bronchiectasis will be launched.

On pulmonary rehabilitation, we invited foreign an expert (Prof. Barry Make National Jewish Health) to give special lectures and share experience. Following this, we expect to publish a Taiwan

Pulmonary rehabilitation manual and look forward to giving members the greatest help.

Interventional pulmonology in Taiwan

The academy of interventional pulmonology in Taiwan can be classified as three categories:

1. Education:

- We create a licence for EBUS and EBUS-TBNA. Chest physicians need to do at least 30 EBUS/EBUS-TBNAs and attend one hands-on workshop, after which they can get the licence. We have held four hands-on workshops since 2016.
- We also edited the first Chinese textbook in Taiwan, which is focused on EBUS and EBUS-TBNA.

2. Training


- There were 21 hospitals, 31 chest physicians, and 10 technicians who applied to train on the interventional pulmonology programme in our hospital from 2015-2018.
- There were 13 hospitals and 20 chest physicians in China who visited our hospital for academic exchange from 2015-2018.
- There have been four foreign medical staff (Philippine doctors) apply for clinical training of interventional pulmonology in the Chest department of China Medical University Hospital since 2018.
- The ERBE awarded a certification of interventional pulmonology training centre to the Chest department of China Medical University Hospital.

3. Convention

- The first hospital in Taiwan has hosted an interventional pulmonology convention with live demonstrations, for five years in a row.
- We have also hosted a hands-on workshop after the convention for the last two years.
- We have hosted three inter-institutional academic exchanges since 2016.



IP lecture and hand-on workshop, November 2018



APSR IP workshop, 30 November 2018



IP lecture and hand-on workshop, 25 May 2019



With Dr Ralph Villalobos from Philippines as an observer of IP in China Medical University Hospital



China Medical University was qualified as a training center by Erbe Company


Report from the Best Abstract Award winner at the APSR-ISRD Joint Session at the ATS International Conference in Dallas

I participated in the ATS International Conference 2019 held from 17-22 May in Dallas. Here, I report about the ISRD-APSR Joint Session and the whole Conference.



The Session was held on 18 May and started with 20 poster presentations from the APSR and ISRD on works ranging from basic to clinical. In the middle of the Session, Dr Lynn M Schnapp, ATS Secretary-Treasurer gave her talk, and her message was “Join the ATS assemblies and expand your network”. There were also 20 mini-oral presentations in total from the APSR and ISRD. In addition, Dr Yoshinori Hasegawa (JRS), Dr Chau Ngo Quy (VNRS) and Dr Chunxue Bai gave their talks. In this Session, I thankfully received the Best Abstract Award from the APSR, and I briefly presented my work “Alveolar Epithelial Type 2 Cell Dysfunction in Hermansky-Pudlak Syndrome Type 2 Patient-derived Induced Pluripotent Stem Cells”.

During the ATS Conference, I mainly joined basic research sessions. I was surprised to see that so many works using single-cell based approaches for both human and murine samples. It is expected that many new findings about lung homeostasis and diseases are going to be published in the coming years. I also participated in the Assembly Meeting of Respiratory Cellular Molecular Biology. The Committee members donned cowboy hats and the atmosphere was



warm and relaxed. Many researchers came to the meeting and had communications with each other.

On 21 May, I had a poster presentation. It was meaningful for me that many researchers from the various regions of the world came to my poster and we had good discussions. In addition, some patients with Hermansky-Pudlak Syndrome (HPS) came on behalf of the HPS network to encourage the research of HPS. (Some posters regarding of HPS were near my poster.)

It was my first participation at the ATS Conference after I started research, and I really appreciated lots of presentations, discussions and networking with other participants. I sincerely acknowledge the APSR for the support.



Yohei Korogi
Kyoto University Hospital, Japan

Report from the winner of the APSR Travel Award to attend the ATS International Conference



I am very grateful to the APSR for the support to let me attend the 2019 ATS International Conference in Dallas, Texas, through their Young Investigator Travel Award.

The Conference had many participants, sessions and symposia which contained the latest information and future trends in the field of respiratory medicine. In particular, I was interested in the session of Clinical Topics in Pulmonary, “Closing the Evidence Gap in Lung Disease with Real World Data”. This was interesting because I fully realized the problems related to the gap, was almost the same around the world. I felt that the demand for new technology using real world data to create evidence was increasing year by year.

I was very pleased to have an opportunity to present our work in the mini symposium session, ‘ILD: Diagnosis and Prognosis’. This session


included active discussion, and fortunately I received precious opinions for my presentation entitled “Development of a Machine Learning Combination with Deep Learning for Diagnosing Idiopathic Pulmonary Fibrosis in Interstitial Lung Disease”.



Although idiopathic pulmonary fibrosis (IPF) is known as a fatal lung disease, the diagnosis has been problematic in multidisciplinary discussion, surgical lung biopsy, and agreement rate of diagnosis. But there was no automated diagnosis algorithm of IPF using deep learning, despite its urgent need in a clinical setting.

Therefore, we retrospectively analyzed consecutive suspected idiopathic interstitial pneumonias (IIPs) patients at a referral centre. The 644 eligible suspected IIPs patients (54.7% IPF) had 128,800 images of HRCT and corresponding label images.

For each pixel recognition of interstitial lung disease pattern on HRCT, the average accuracy of semantic segmentation was 96.4%. Using a random forest - another machine learning algorithm - the accuracy of diagnosing IPF was 91.5%. Adding clinical data, the accuracy was 93.2%, with excellent sensitivity, specificity, positive predictive value, negative predictive value, and kappa coefficient (97.4, 88.0, 90.7, 96.6, and 86.1%, respectively). Multivariate cox hazard analysis adjusted for baseline age, gender, and %FVC showed IPF diagnosis of machine learning combination was a significant prognostic factor (HR, 3.3; 95% CI, 2.2-4.5; $p < 0.001$; c-statistics 0.786). The prognostic prediction ability was equivalent to the IPF diagnosis using multidisciplinary discussion. We concluded that a machine learning algorithm



could easily, rapidly, and noninvasively diagnose IPF with high accuracy, sensitivity, specificity, kappa coefficient, and good prognostic prediction.

Based on the opinion given by attendees, I will develop the system to provide ILD diagnosis to many facilities including hospitals without ILD experts.

Finally, I was very honoured to receive this award and I greatly appreciate the support of my collaborators. I will make further efforts to improve my research and would like to collaborate with many countries to improve health care.

Taiki Furukawa
Nagoya University Hospital, Japan

Message from FIRS Executive Director

UNHLM/UHC

On 23 September 2019, the United Nations will hold a High Level Meeting (where heads of state attend) on Universal Health Coverage (UNHLM/UHC). FIRS has been taking part in the preparatory comments and questionnaires. On 29 April, the UN held preparatory hearing at which FIRS comments emphasized that “Universal Health Quality” is an essential ingredient of “Universal Health Care.” FIRS had four points: 1) health care workers must be valued and the global health care workforce must be strengthened; 2) Prevention is key to health: We must reduce tobacco use and air pollution and have vaccines for all; 3) a continuous supply of essential medicines must be attained and sustained; and 4) antibiotic resistance must be stemmed.

GARD

The Global Alliance against Chronic Respiratory Disease (GARD) will hold its meetings in Beijing this year on 25-27 October; the first day will be devoted to air pollution. Dr Mina Gaga, as a representative of GARD and FIRS, is putting together a package for WHO that will allow primary health care workers in low and middle income countries better manage asthma and COPD. This has been a long-standing priority for FIRS and GARD that we hope WHO will roll out before the end of the year. WHO has hired a pulmonologist to manage GARD and will consider changes to GARD to make it more effective in helping WHO address chronic respiratory disease.

Air Pollution

The FIRS Environmental Committee’s article in Chest on Air Pollution and Non-Communicable Diseases received world attention by a front page article in The Guardian. It is estimated that the article was seen by about a million people.

It prompted several high-profile interviews discussing the impact air pollution has on the body. FIRS is working with the Korean Academy of Tuberculosis and Respiratory Diseases (KATRD) to publicize Korea's efforts on air pollution control.

World Lung Day

World Lung Day (25 September) occurs two days after UNHLM/UHC and its theme, "Healthy Lungs for All" links to the UN's meeting. More than 100 partner organizations from all over the globe will celebrate breathing on this day. Your organization can contact Lisa Roscoe (lisa.roscoe@firsnet.org), FIRS Communication Officer, to join the activity.

Dean Schraufnagel
Executive Director, FIRS

Assembly Newsletter

Assembly newsletters are available on several assembly webpages, linked from www.apsresp.org/about/assemblies.html

Forthcoming Meetings

2019

ALAT Annual Congress
3-6 July
Panama City, Panama
Website: alat2019.com/

MTS Annual Congress 2019
18-21 July
Kuala Lumpur, Malaysia
Email: m.thoracicsociety@gmail.com,
secretariat@mts.org.my
Website: www.mts.org.my/mts2019/

Annual Scientific Congress of Ho Chi Minh City Society of Asthma, Allergy & Clinical Immunology
21 July
Ho Chi Minh City, Vietnam
Email: acocu.vn@gmail.com
Website: www.hoihendumdlstphcm.org.vn

16th Annual Meeting: Work Conference of the Indonesian Society of Respiriology (ISR)
11-14 September
Surakarta, Central Java, Indonesia
Email: konkerpdp.2019@gmail.com
Website: under construction

ERS Congress
28 September–2 October
Madrid, Spain
Website: www.ersnet.org/

WASOG/JSSOG 2019 (Joint Conference of International Conference on Sarcoidosis and Interstitial Lung Diseases 2019 (WASOG) and The 39th Annual Meeting of Japan Society of

Sarcoidosis and other Granulomatous Disorders (JSSOG))
9-11 October
Yokohama, Japan
Email: wasog2019@coac.co.jp
Website: [wasog2019.jp/](http://www.wasog.org), <http://www.wasog.org>

CHEST Annual Meeting 2019
19–23 October
New Orleans, Louisiana, USA
Website: chestmeeting.chestnet.org/

ISRD & ATS Conference
24-27 October
Shanghai, China

Respire 11 annual academic sessions of the Sri Lanka College of Pulmonologists (SLCP)
29–31 October
Galadari Hotel, Colombo, Sri Lanka
Website: www.copsl.lk

PULMOCON 2019 (6th International Conference on Lung Health of BLF)
5-8 November
Dhaka, Bangladesh
E-mail: pulmocon@gmail.com
Website: www.bdlungfoundation.com/

128th Conference of the Korean Academy of Tuberculosis and Respiratory Diseases (KATRD)
7-8 November
Seoul, Korea
Email: katrd@lungkorea.org
Website: eng.lungkorea.org/

24th Congress of the Asian Pacific Society of Respiriology
14-17 November
Hanoi, Vietnam
Website: apsr2019.vn/



World COPD Day: Asthma & COPD Outpatient Care Unit (ACOCU) Network Day
17 November
Ho Chi Minh City, Vietnam
Email: acocu.vn@gmail.com
Website: www.hoihendumdlstphcm.org.vn

Autumn Respiratory Seminar 2019 of the Hong Kong Thoracic Society and CHEST Delegation Hong Kong and Macau Limited
November (TBC)
Hong Kong
Email: sigourney.liu@mims.com
Website: www.hktsmeetings.com (under construction)

2020

129th Conference of the Korean Academy of Tuberculosis and Respiratory Diseases (KATRD)
11 April
Daejeon Metropolitan City, Korea


Email: katrd@lungkorea.org
Website: eng.lungkorea.org/

60th Annual Meeting of the Japanese Respiratory Society (JRS)
24-26 April
Nagoya, Japan
Website: www.jrs.or.jp/jrs60 (under construction)

World Asthma Day: Asthma & COPD Outpatient Care Unit (ACOCU) Network Day
17 May
Ho Chi Minh City, Vietnam
Email: acocu.vn@gmail.com
Website: www.hoihendumdltstphcm.org.vn

Annual Scientific Congress of Ho Chi Minh City Society of Asthma, Allergy & Clinical Immunology
26 July
Ho Chi Minh City, Vietnam
Email: acocu.vn@gmail.com
Website: www.hoihendumdltstphcm.org.vn

25th Congress of the Asian Pacific Society of Respirology
15-18 October
Kyoto, Japan



130th Conference of the Korean Academy of Tuberculosis and Respiratory Diseases (KATRD)
12-13 November
Seoul, Korea
Email: katrd@lungkorea.org
Website: eng.lungkorea.org/

World COPD Day: Asthma & COPD Outpatient Care Unit (ACOCU) Network Day
15 November
Ho Chi Minh City, Vietnam
Email: acocu.vn@gmail.com
Website: www.hoihendumdltstphcm.org.vn

2021
61st Annual Meeting of the Japanese Respiratory Society (JRS)
23-25 April
Tokyo, Japan

26th Congress of the Asian Pacific Society of Respirology
18-21 November
Seoul, Korea



Notice from the Secretariat

Invitation to bid for the 2022 Congress!

We invite you to make a proposal to host the 27th Congress of the APSR in 2022. Bids will be considered at the next Executive Committee Meeting. You will be asked to present your thoracic society's plans for the arrangements, financial planning and infrastructure of the event (Local Congress Committee, etc.). Please contact the Secretariat in Tokyo for more information. (APSRinfo@theapsr.org)

The Asian Pacific Society of Respirology

2nd Floor, UK's Bldg.

2-29-3, Hongo, Bunkyo-ku, Tokyo, 113-0033 Japan

Phone: +81-3-5684-3370, Fax: +81-3-5684-3382

Email: APSRinfo@theapsr.org

Website: www.apsresp.org

Executive Manager: Mr Yasutomi Yamanaka